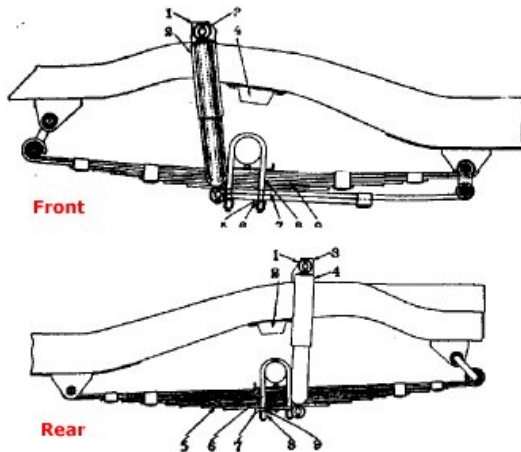


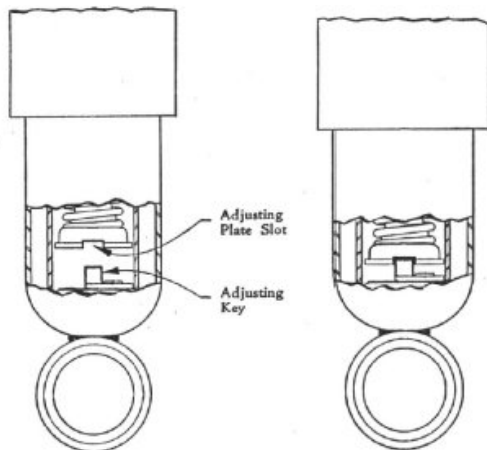
## G503 WWII Jeep Rebuilding Shocks

This Article describes how to rebuild your WWII Jeep original shocks. Applies to 1942,42,1943,43,1944,44,1945 Jeeps models




This article is still in research mode... First, it is believed that Ford used Gabriel Shocks that cannot be rebuilt. Gabriel shocks did not have a tab to open the shock. Willys used a Monroe shock which has a "tab" on the top part, see below.


Front vs Back Shocks If you look closely, you should see that your front shocks are different from your back shocks. According to TM 1513 - The shock absorbers are direct action type, two way control and are adjustable.



The range of adjustment is four turns. Look at the diagram, and see if you can push the bottom up into the key, and turn clockwise for firmness (rough roads), or counterclockwise for less.



In order to rebuild your shocks you must have the type of shock that has a tab on the side of the main cylinder



more to come ... [www.cj-2a.com/oldsite/OEMparts/shocks/disassembly/index.html](http://www.cj-2a.com/oldsite/OEMparts/shocks/disassembly/index.html) - here is a link to some steps that are helpful. (until we can get them completed)